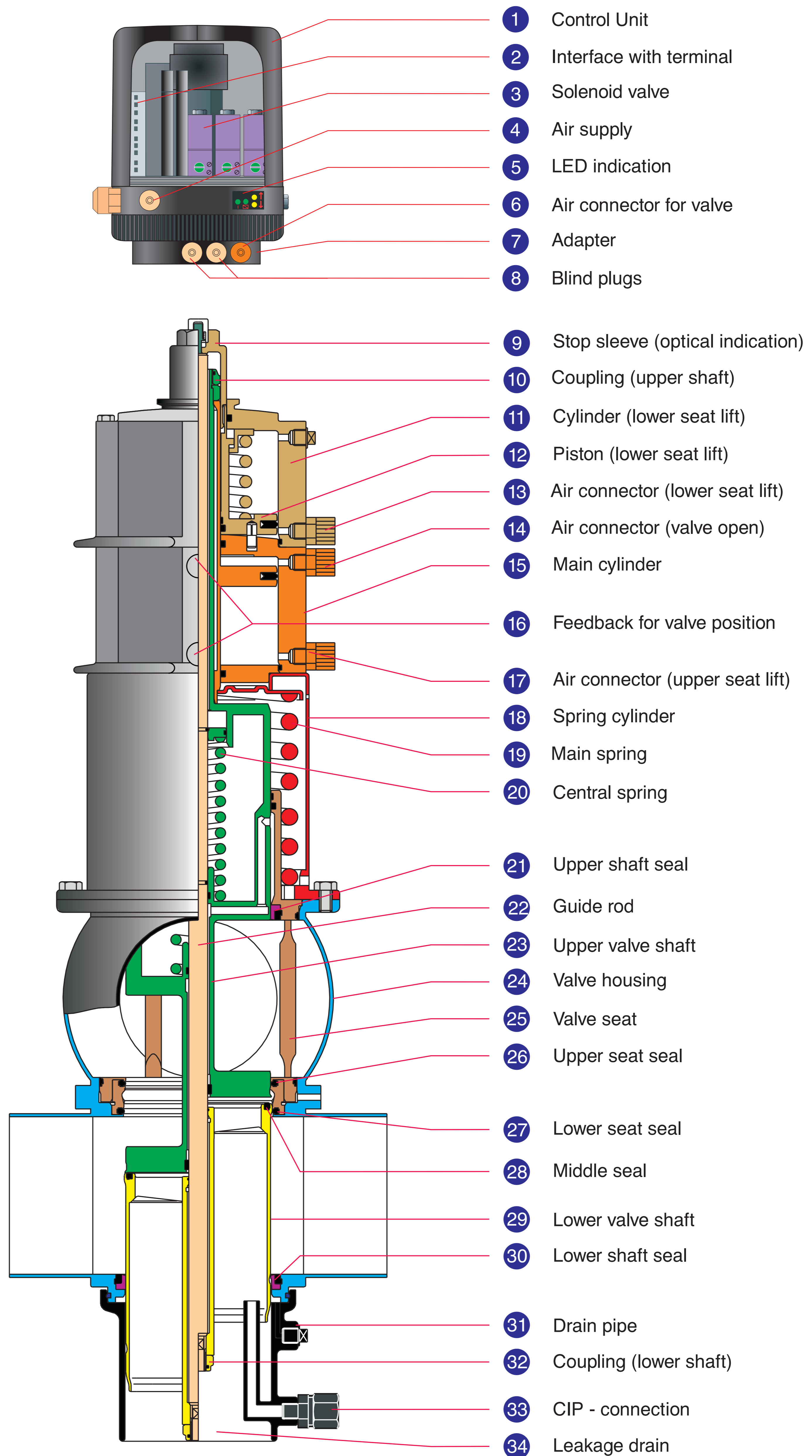


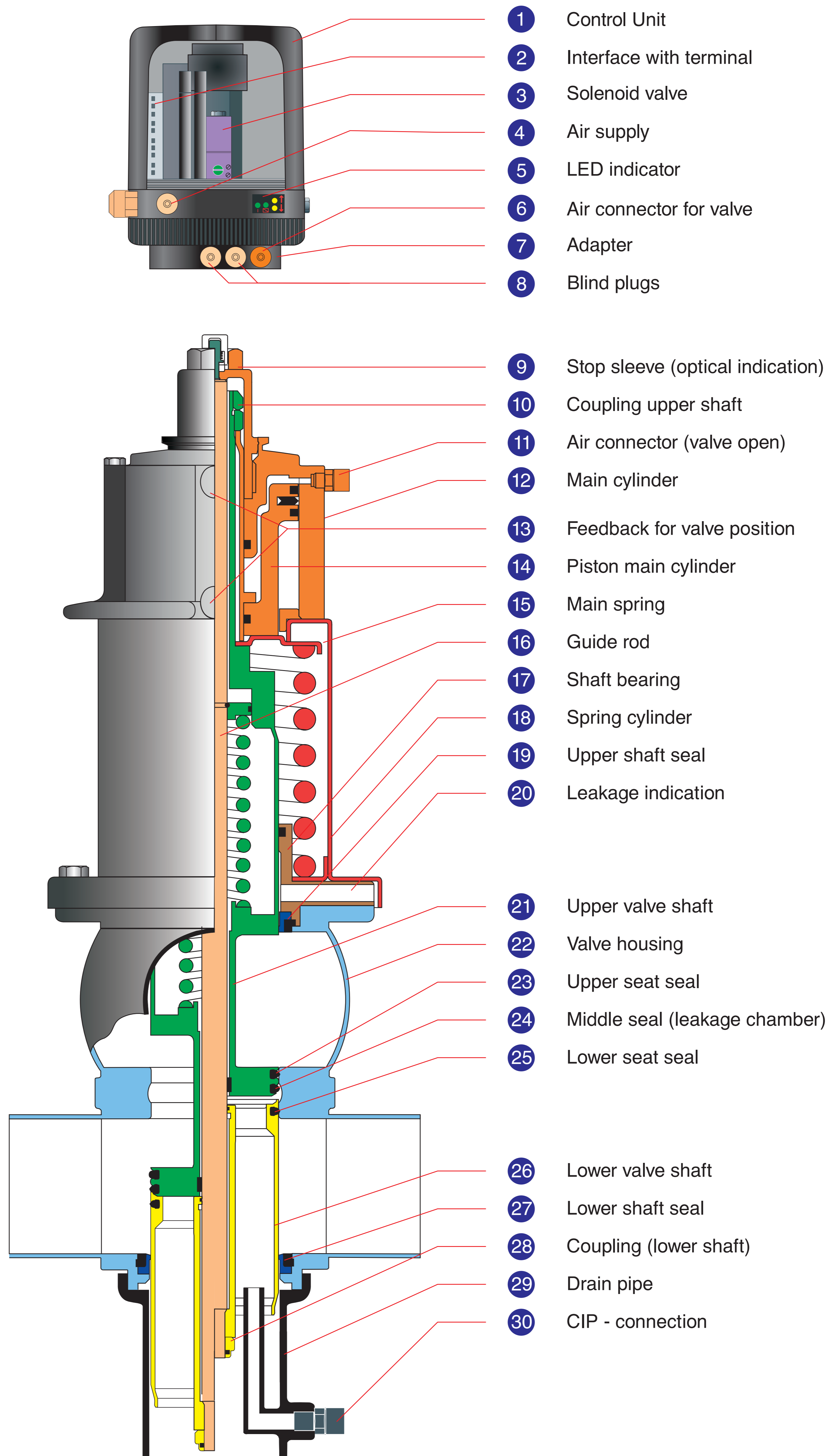
DELTA DA3+ Valve

www.apv.com



DELTA DE3 Valve

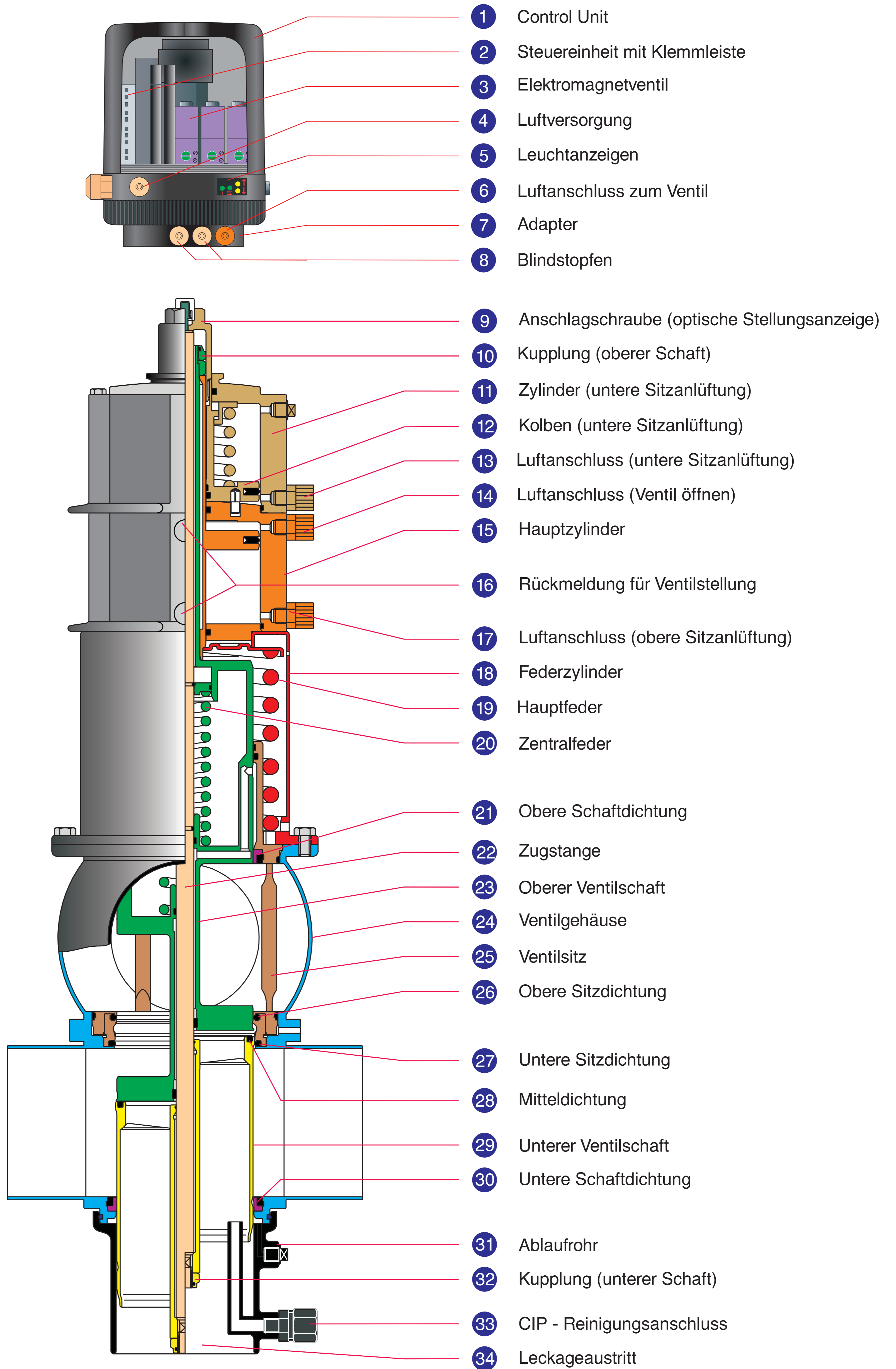
www.apv.com



- 1 Control Unit
- 2 Interface with terminal
- 3 Solenoid valve
- 4 Air supply
- 5 LED indicator
- 6 Air connector for valve
- 7 Adapter
- 8 Blind plugs
- 9 Stop sleeve (optical indication)
- 10 Coupling upper shaft
- 11 Air connector (valve open)
- 12 Main cylinder
- 13 Feedback for valve position
- 14 Piston main cylinder
- 15 Main spring
- 16 Guide rod
- 17 Shaft bearing
- 18 Spring cylinder
- 19 Upper shaft seal
- 20 Leakage indication
- 21 Upper valve shaft
- 22 Valve housing
- 23 Upper seat seal
- 24 Middle seal (leakage chamber)
- 25 Lower seat seal
- 26 Lower valve shaft
- 27 Lower shaft seal
- 28 Coupling (lower shaft)
- 29 Drain pipe
- 30 CIP - connection

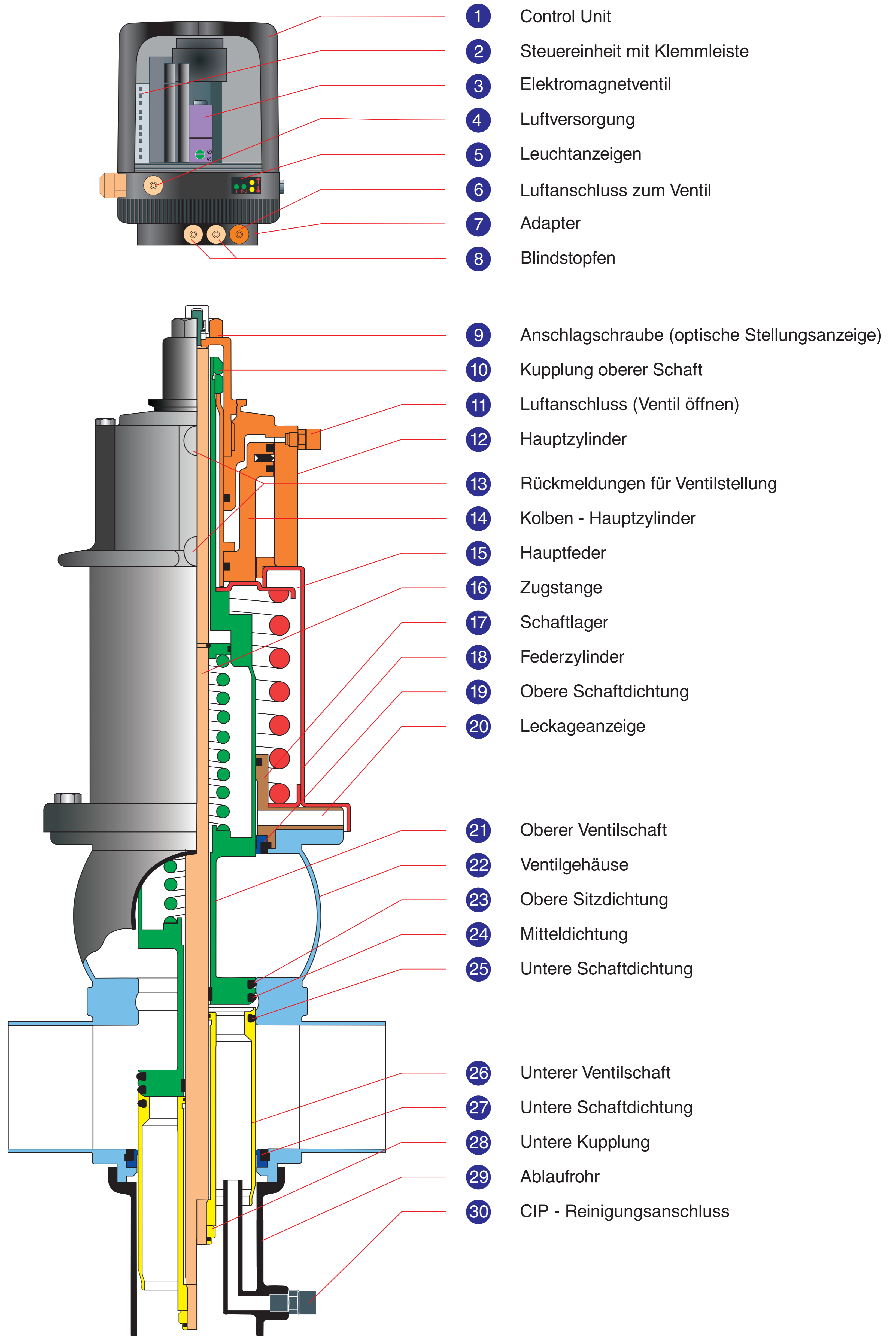
DELTA DA3+ Ventil

www.apv.com



DELTA DE3 Ventil

www.apv.com



- 1 Control Unit
- 2 Steuereinheit mit Klemmleiste
- 3 Elektromagnetventil
- 4 Luftversorgung
- 5 Leuchtanzeigen
- 6 Luftanschluss zum Ventil
- 7 Adapter
- 8 Blindstopfen
- 9 Anschlagschraube (optische Stellungsanzeige)
- 10 Kupplung oberer Schaft
- 11 Luftanschluss (Ventil öffnen)
- 12 Hauptzylinder
- 13 Rückmeldungen für Ventilstellung
- 14 Kolben - Hauptzylinder
- 15 Hauptfeder
- 16 Zugstange
- 17 Schaftlager
- 18 Federzylinder
- 19 Obere Schaftdichtung
- 20 Leckageanzeige
- 21 Oberer Ventilschaft
- 22 Ventilgehäuse
- 23 Obere Sitzdichtung
- 24 Mitteldichtung
- 25 Untere Schaftdichtung
- 26 Unterer Ventilschaft
- 27 Untere Schaftdichtung
- 28 Untere Kupplung
- 29 Ablaufrohr
- 30 CIP - Reinigungsanschluss